

Scaled data based on original data using  
LM-79-08 Approved Method: Electrical and Photometric Measurements of Solid-  
State Lighting Products

Test Report Prepared for  
Cooper Lighting Solutions  
(formerly Eaton)

Brand: McGRAW-EDISON

Report Number: P227890

Luminaire Tested: **ISC-AF-1000-LED-E1-T4FT-8030**

Issue Date: 3/3/2020

**Test Information**

Test Method: LM-79-08  
Report Number: P227890  
TEST IS SCALED FROM IESNA LM-79-08 TEST DATA (P29760)  
Test Lab: INNOVATION CENTER-P2  
Issue Date: 3/3/2020  
Manufacturer: COOPER LIGHTING SOLUTIONS (FORMERLY EATON)  
Product Line: MCGRAW-EDISON  
Catalog Number: ISC-AF-1000-LED-E1-T4FT-8030  
Description: IMPACT ELITE LED CYLINDER LUMINAIRE  
LIGHT SQUARE WITH ACCULED OPTICS-TYPE IV FORWARD THROW  
Light Source: (16) 3000K CCT, 80 CRI LEDs  
Ballast/Driver: ELECTRONIC DRIVER

**Summary**

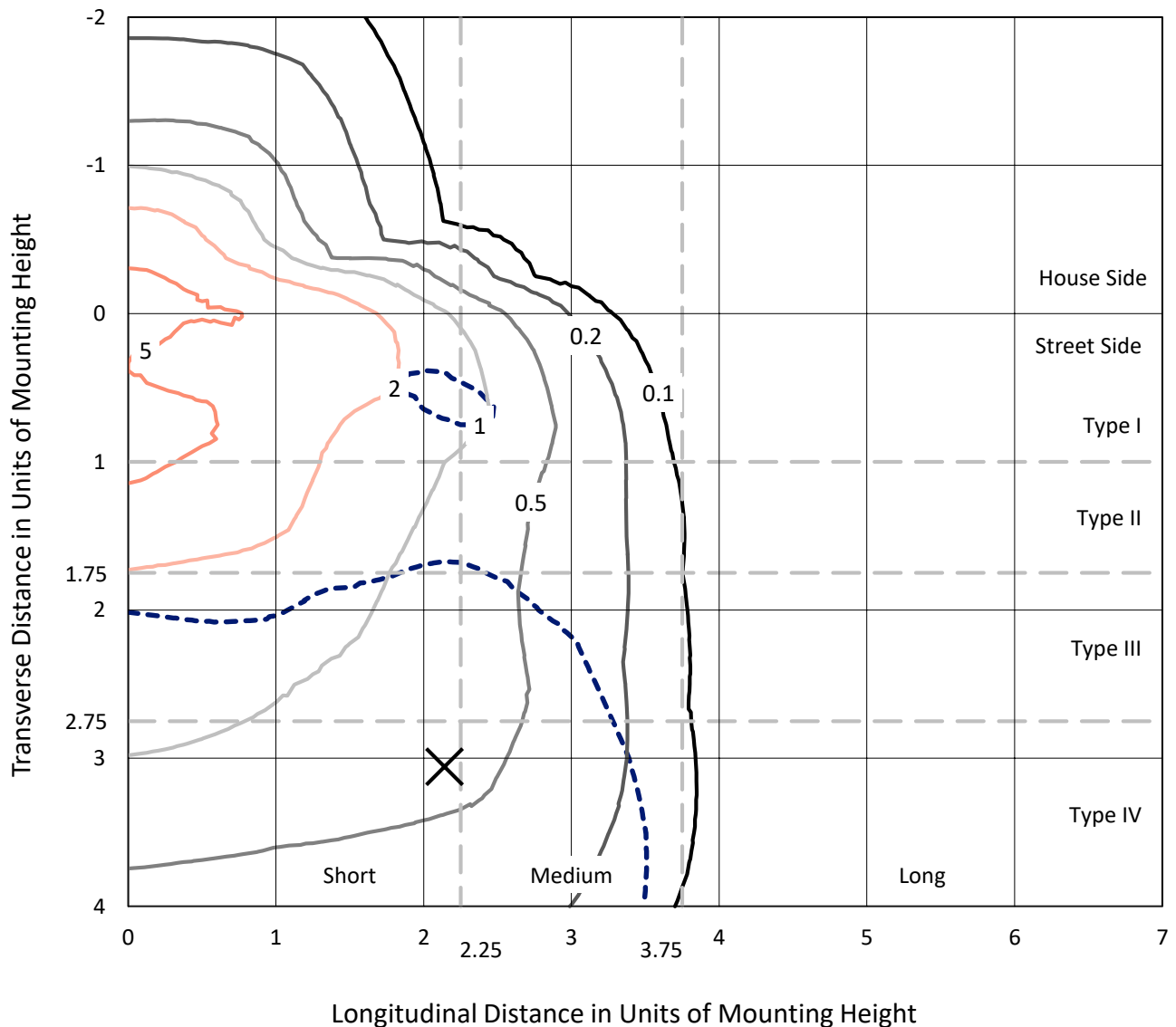
Lumens per Lamp: N/A  
Luminaire Lumens: 4667 lumens  
Efficiency: N/A  
Efficacy: 85.5 lumens/watt  
Luminous Opening: Rectangular (W 0.5' x L: 0.5' x H: 0')  
IES Classification: Type IV - Short - Non-Cutoff  
BUG Rating: B1 - U0 - G2  
  
Input Watts (W): 54.6  
Input Voltage (V): 120  
Input Current (Ain): NR  
Voltage Rise (V): NR  
Power Factor: NR  
Total Harmonic Distortion (THDi): NR  
Frequency (hertz): 60  
Stabilization Time: NR  
Operation Time: NR  
Ambient Temperature (°C): NR  
Test Distance: 25 FT



REPORT NUMBER: P227890  
 CATALOG NUMBER: ISC-AF-1000-LED-E1-T4FT-8030

### Iso-Footcandle Lines of Horizontal Illumination

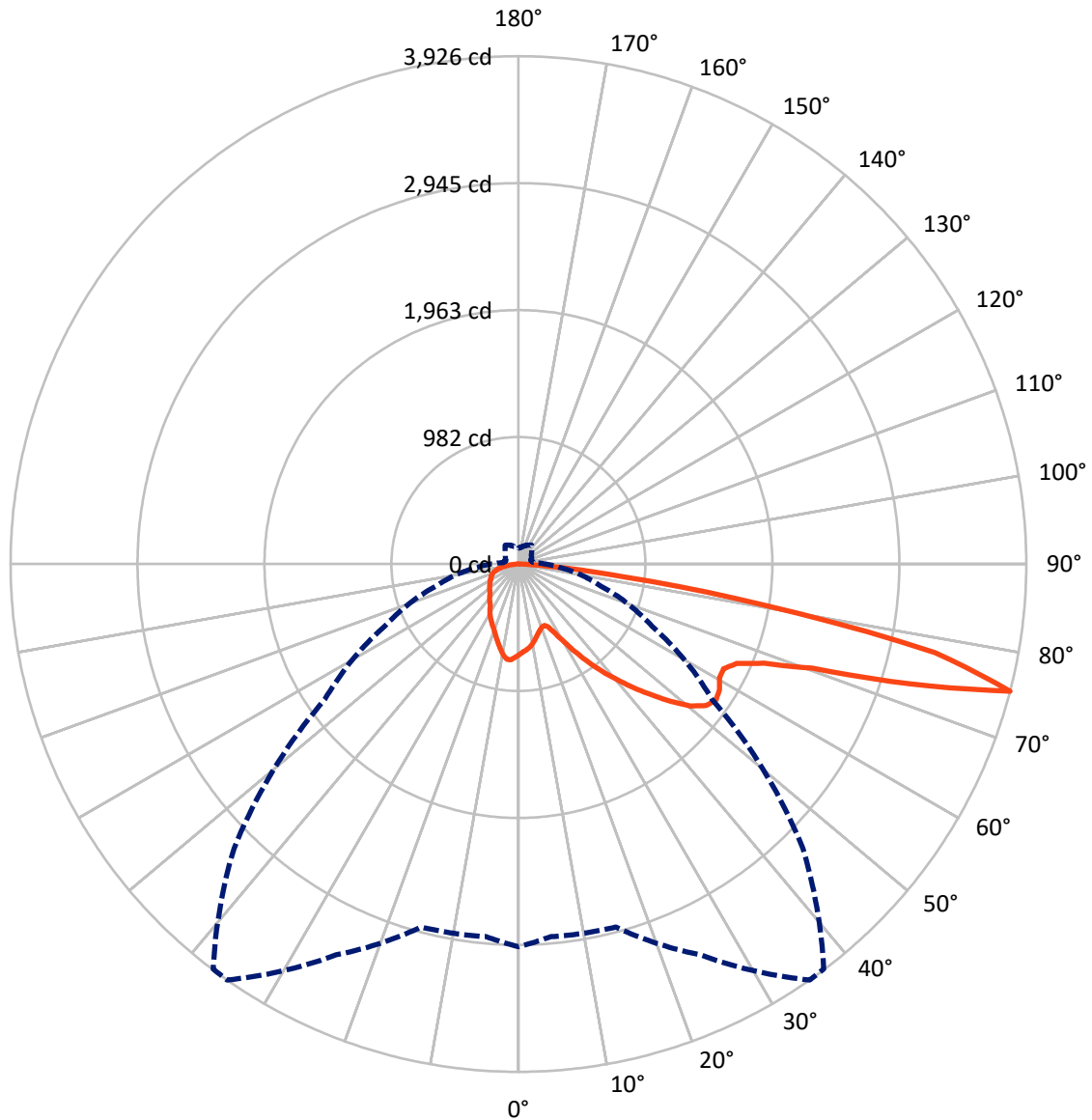
× Max cd  
 - - - 1/2 Max cd



Based on 10 foot mounting height. Maximum calculated value = 7.1 fc  
 Type IV - Short - Non-Cutoff

REPORT NUMBER: P227890  
CATALOG NUMBER: ISC-AF-1000-LED-E1-T4FT-8030

### Luminous Intensity Polar Plot



— Vertical Plane Through 35-Deg Lateral    - - - Horizontal Cone Through 75-Deg Vertical

REPORT NUMBER: P227890

CATALOG NUMBER: ISC-AF-1000-LED-E1-T4FT-8030

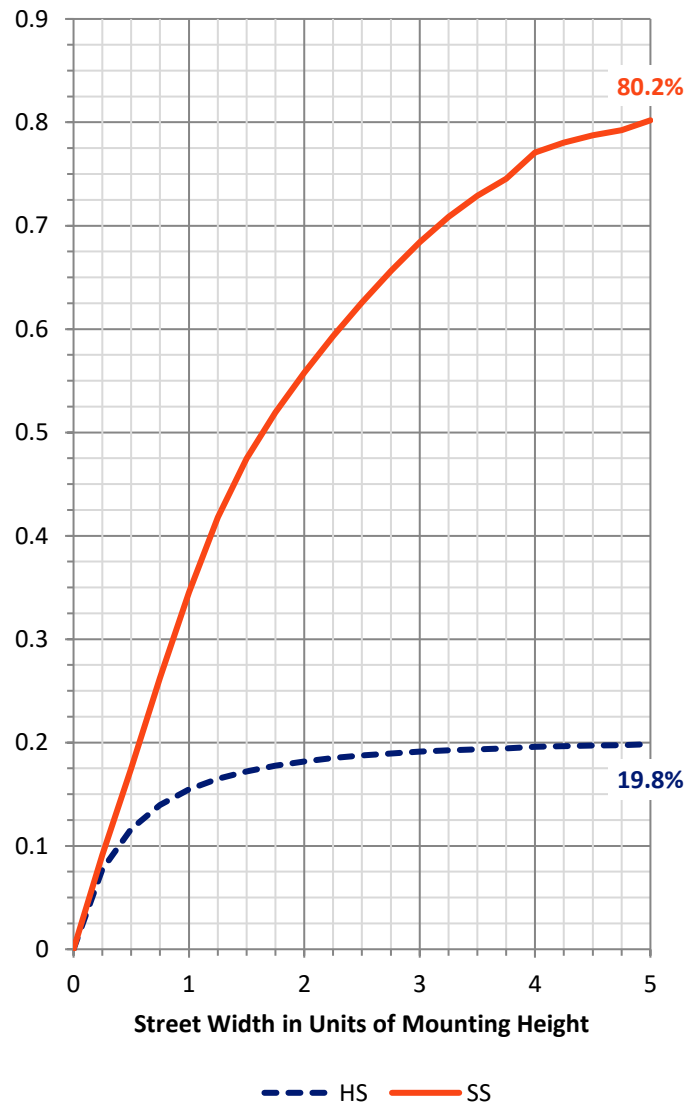
**FLUX DISTRIBUTION:**

		Downward	Upward	Total
<b>House Side</b>	Lumens	936.7	0.0	936.7
	% Fixture	20.1	0.0	20.1
<b>Street Side</b>	Lumens	3730.3	0.0	3730.3
	% Fixture	79.9	0.0	79.9
<b>Total</b>	Lumens	4667.0	0.0	4667.0
	% Fixture	100.0	0.0	100.0

**Coefficient of Utilization**

**ZONAL LUMENS:**

Zone	Lumens	% Fixture
0°-10°	65.8	1.4
10°-20°	173.7	3.7
20°-30°	274.8	5.9
30°-40°	443.5	9.5
40°-50°	656.1	14.1
50°-60°	843.6	18.1
60°-70°	1044.5	22.4
70°-80°	1052.6	22.6
80°-90°	112.4	2.4
90°-100°	0.0	0.0
100°-110°	0.0	0.0
110°-120°	0.0	0.0
120°-130°	0.0	0.0
130°-140°	0.0	0.0
140°-150°	0.0	0.0
150°-160°	0.0	0.0
160°-170°	0.0	0.0
170°-180°	0.0	0.0
0°-90°	4667.0	100.0
0°-180°	4667.0	100.0



REPORT NUMBER: P227890

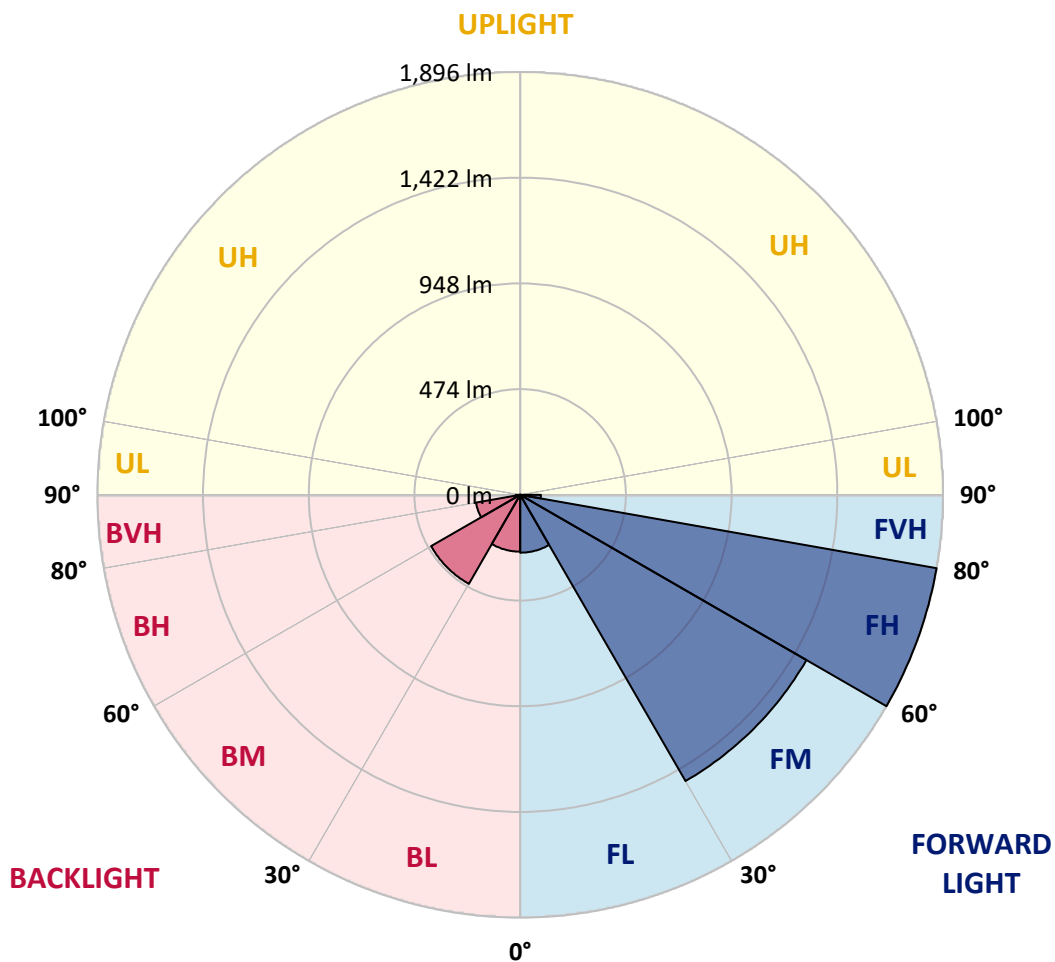
CATALOG NUMBER: ISC-AF-1000-LED-E1-T4FT-8030

**LUMINAIRE CLASSIFICATION SYSTEM LUMEN TABLE AND BUG RATING:**

Zone		Lumens	% Fixture	Zone Rating/Lumen Limit		
				B	U	G
FL	(0°-30°)	259.5	5.6			
FM	(30°-60°)	1482.0	31.8			
FH	(60°-80°)	1895.9	40.6			G2/5000
FVH	(80°-90°)	92.9	2.0			G1/100
BL	(0°-30°)	254.8	5.5	B1/500		
BM	(30°-60°)	461.3	9.9	B1/1000		
BH	(60°-80°)	201.2	4.3	B1/500		G1/500
BVH	(80°-90°)	19.4	0.4			G1/100
UL	(90°-100°)	0.0	0.0		U0/0	
UH	(100°-180°)	0.0	0.0		U0/0	

**BUG Rating: B1-U0-G2**

Type IV Short





REPORT NUMBER: P227890

CATALOG NUMBER: ISC-AF-1000-LED-E1-T4FT-8030

**CANDELA DISTRIBUTION (FULL):**

	0°	5°	15°	25°	35°	37°	45°	55°	65°	75°	85°
0°	701.1	701.1	701.1	701.1	701.1	701.1	701.1	701.1	701.1	701.1	701.1
2.5°	680.8	679.3	677.7	677.7	680.8	680.8	682.4	684.0	685.5	690.2	696.4
5°	662.2	660.6	659.0	660.6	665.3	665.3	669.9	673.1	676.2	684.0	691.8
7.5°	637.2	637.2	635.7	641.9	646.6	645.0	651.2	654.4	662.2	669.9	682.4
10°	604.5	604.5	604.5	612.3	620.1	620.1	624.8	632.5	638.8	649.7	665.3
12.5°	576.5	574.9	574.9	581.1	590.5	592.0	599.8	610.7	618.5	632.5	649.7
15°	567.1	564.0	556.2	556.2	560.9	560.9	573.3	588.9	601.4	615.4	635.7
17.5°	568.7	564.0	543.7	537.5	537.5	539.1	551.5	568.7	584.3	601.4	627.9
20°	582.7	574.9	537.5	523.5	520.4	521.9	532.8	550.0	568.7	592.0	621.6
22.5°	643.5	631.0	560.9	529.7	515.7	515.7	521.9	540.6	564.0	595.2	632.5
25°	783.7	763.4	638.8	582.7	540.6	536.0	525.0	543.7	571.8	609.2	663.7
27.5°	927.0	906.8	735.4	674.6	609.2	595.2	554.6	559.3	590.5	640.3	710.4
30°	1047.0	1029.8	856.9	786.8	699.5	684.0	621.6	592.0	623.2	684.0	780.6
32.5°	1056.3	1048.5	987.8	916.1	810.2	788.3	705.8	659.0	674.6	743.2	856.9
35°	1143.6	1137.3	1104.6	1036.1	930.1	905.2	818.0	746.3	741.6	808.6	944.1
37.5°	1229.3	1221.5	1199.7	1152.9	1054.8	1034.5	966.0	850.7	818.0	884.9	1029.8
40°	1310.3	1299.4	1271.3	1244.8	1173.2	1173.2	1099.9	950.4	891.2	951.9	1101.5
42.5°	1459.8	1425.6	1350.8	1330.5	1310.3	1310.3	1202.8	1018.9	950.4	1025.2	1170.1
45°	1603.2	1570.5	1469.2	1428.7	1439.6	1433.4	1285.4	1057.9	1003.4	1093.7	1235.5
47.5°	1716.9	1687.3	1584.5	1556.4	1587.6	1562.7	1353.9	1089.0	1070.3	1166.9	1290.0
50°	1818.2	1748.1	1648.4	1685.8	1724.7	1682.6	1414.7	1135.8	1137.3	1244.8	1369.5
52.5°	1679.5	1671.7	1693.5	1780.8	1818.2	1771.4	1469.2	1195.0	1209.0	1344.6	1459.8
55°	1512.8	1511.3	1639.0	1808.8	1854.0	1810.4	1505.0	1266.7	1283.8	1467.6	1573.6
57.5°	1480.1	1464.5	1551.8	1749.6	1832.2	1801.1	1523.7	1333.7	1355.5	1623.4	1685.8
60°	1586.0	1556.4	1542.4	1685.8	1785.5	1769.9	1547.1	1413.1	1442.7	1801.1	1790.1
62.5°	1816.6	1776.1	1676.4	1690.4	1780.8	1768.3	1603.2	1506.6	1540.9	1978.7	1849.3
65°	2122.0	2092.4	1933.5	1819.7	1854.0	1836.9	1704.5	1625.0	1643.7	2106.4	1782.4
67.5°	2457.0	2416.5	2243.5	2087.7	2044.1	2011.4	1864.9	1765.2	1698.2	2087.7	1603.2
70°	2835.6	2791.9	2642.4	2481.9	2407.1	2371.3	2145.4	1886.7	1678.0	1882.1	1265.1
72.5°	3301.4	3242.2	3159.6	3176.8	3164.3	3064.6	2592.5	1927.2	1530.0	1400.6	755.6
75°	2958.6	2891.7	2905.7	3334.1	3926.2	3921.5	3109.8	1827.5	1140.5	660.6	327.2
77.5°	1061.0	1173.2	1730.9	2497.5	3292.1	3287.4	2407.1	1143.6	489.2	282.0	197.9
80°	266.4	271.1	430.0	1025.2	1922.6	1907.0	1364.8	431.6	204.1	171.4	135.5
82.5°	85.7	91.9	157.4	353.7	822.6	803.9	423.8	141.8	127.8	110.6	82.6
85°	28.0	28.0	56.1	121.5	271.1	260.2	85.7	51.4	70.1	57.6	37.4
87.5°	0.0	0.0	1.6	3.1	6.2	3.1	0.0	3.1	9.3	10.9	7.8
90°	0.0	0.0	0.0	0.0	0.0	0.0	0.0	0.0	0.0	0.0	0.0



REPORT NUMBER: P227890

CATALOG NUMBER: ISC-AF-1000-LED-E1-T4FT-8030

**CANDELA DISTRIBUTION (continued):**

	90°	95°	105°	115°	125°	135°	145°	155°	165°	175°	180°
0°	701.1	701.1	701.1	701.1	701.1	701.1	701.1	701.1	701.1	701.1	701.1
2.5°	701.1	699.5	705.8	710.4	712.0	716.7	721.4	724.5	722.9	721.4	721.4
5°	699.5	701.1	712.0	721.4	729.1	736.9	743.2	746.3	744.7	744.7	744.7
7.5°	690.2	696.4	708.9	724.5	735.4	740.1	741.6	736.9	733.8	729.1	729.1
10°	674.6	684.0	704.2	721.4	726.0	719.8	710.4	701.1	688.6	680.8	680.8
12.5°	662.2	673.1	698.0	712.0	705.8	690.2	669.9	654.4	641.9	632.5	631.0
15°	651.2	665.3	691.8	694.9	680.8	654.4	627.9	610.7	596.7	590.5	590.5
17.5°	643.5	662.2	685.5	676.2	648.1	613.9	588.9	574.9	564.0	557.8	556.2
20°	645.0	668.4	679.3	652.8	612.3	576.5	553.1	545.3	537.5	534.4	534.4
22.5°	662.2	684.0	677.7	632.5	579.6	539.1	523.5	521.9	518.8	515.7	514.1
25°	699.5	715.1	682.4	612.3	545.3	504.8	497.0	501.7	500.1	497.0	497.0
27.5°	751.0	754.1	690.2	592.0	507.9	472.1	472.1	479.9	476.7	472.1	475.2
30°	813.3	796.1	693.3	559.3	464.3	440.9	445.6	450.3	447.1	440.9	440.9
32.5°	880.3	839.8	693.3	517.3	422.2	412.9	414.4	416.0	409.8	402.0	402.0
35°	945.7	881.8	685.5	467.4	389.5	384.8	383.3	389.5	384.8	373.9	373.9
37.5°	1008.0	914.5	665.3	416.0	364.6	363.0	367.7	364.6	358.3	342.8	339.6
40°	1051.7	936.4	624.8	373.9	344.3	353.7	350.6	333.4	324.1	313.2	313.2
42.5°	1090.6	947.3	574.9	341.2	330.3	342.8	330.3	308.5	296.0	294.5	296.0
45°	1126.4	956.6	526.6	314.7	313.2	330.3	314.7	291.3	277.3	277.3	278.9
47.5°	1160.7	966.0	478.3	289.8	292.9	311.6	302.3	278.9	264.9	255.5	255.5
50°	1215.2	987.8	408.2	263.3	269.5	296.0	292.9	266.4	250.8	236.8	233.7
52.5°	1280.7	1025.2	331.9	235.3	252.4	282.0	282.0	255.5	238.4	219.7	216.6
55°	1367.9	1065.7	266.4	215.0	235.3	266.4	271.1	250.8	225.9	208.8	205.7
57.5°	1455.2	1079.7	215.0	194.8	213.4	250.8	263.3	241.5	211.9	199.4	197.9
60°	1515.9	1034.5	180.7	177.6	197.9	232.1	252.4	230.6	202.5	190.1	190.1
62.5°	1506.6	897.4	162.0	166.7	185.4	218.1	243.0	221.2	196.3	188.5	187.0
65°	1374.2	677.7	146.5	157.4	174.5	204.1	233.7	216.6	193.2	185.4	182.3
67.5°	1157.6	450.3	135.5	148.0	163.6	193.2	225.9	210.3	183.8	179.2	176.1
70°	838.2	263.3	124.6	138.7	152.7	180.7	215.0	197.9	172.9	169.8	162.0
72.5°	453.4	165.1	112.2	126.2	138.7	165.1	197.9	182.3	158.9	146.5	141.8
75°	207.2	120.0	99.7	112.2	121.5	144.9	177.6	160.5	141.8	126.2	123.1
77.5°	138.7	90.4	84.1	96.6	101.3	121.5	157.4	127.8	110.6	99.7	96.6
80°	95.0	67.0	68.6	79.5	77.9	96.6	118.4	102.8	87.2	90.4	82.6
82.5°	60.8	46.7	53.0	56.1	54.5	73.2	91.9	77.9	65.4	54.5	46.7
85°	26.5	24.9	31.2	32.7	32.7	40.5	48.3	39.0	29.6	21.8	21.8
87.5°	1.6	3.1	3.1	4.7	3.1	1.6	0.0	0.0	0.0	0.0	0.0
90°	0.0	0.0	0.0	0.0	0.0	0.0	0.0	0.0	0.0	0.0	0.0

(END OF REPORT)